




LEVEL  
**3**



**MEET ME**

a presentation template

Navn:

# TOMAZ ( a model text)



My name is Tomaz, and I am 36 years old. I come from Ukraine, a country I love and miss very much. Now I live in Norway, in the city of Bergen. It is a beautiful city with mountains, rain, and friendly people.

I live together with my wife and our two children in a small apartment close to the city centre. My children go to school, and my wife works in a shop. At home, we speak Ukrainian and sometimes English. At school, I speak Norwegian, and I am learning more every day.

I have a big family in Ukraine — my parents, two brothers, and one sister. I talk to them almost every day on video call. We share pictures and stories about our lives. I tell my family that people in Norway are kind, and that I feel safe here. I also tell them about the sea, the high mountains, and the rain in Bergen.

I study at Bergen Adult Education Centre, in basic school module 3. My favourite subject is English because I like learning new words and talking to people from other countries. Every day, I wake up early, take the bus to school, and study until the afternoon. In the evening, I cook dinner, help my children with homework, and sometimes go for a walk with my wife.

In the future, I want to work as an electrician because I like practical work and fixing things. My dream is to buy a house in Norway and give my children a good life here. I also hope that one day, my whole family can visit me in Bergen.

# Write about yourself – Planning Sheet

(Use the questions to write your own text. You can follow Tomaz's model.)

## Part 1 – About You and Your Family

What is your name? How old are you? I like to....

→ My name is \_\_\_\_\_ I am \_\_\_\_\_ years old.

Where do you live? (Country, city). Have lived in.....

→ I live in \_\_\_\_\_, in the city of \_\_\_\_\_.

Do you live alone or with your family? Friends?

→ I live \_\_\_\_\_.

What languages do you speak at home and at school?

→ At home, I speak \_\_\_\_\_. At school, I speak \_\_\_\_\_. More languages?

Do you have family in your home country or in other places?

→ Yes, I have \_\_\_\_\_.

How often do you talk to your family? I use.....

→ I talk to them/ my family \_\_\_\_\_.

What do you tell your family about Norway?

→ I tell them about \_\_\_\_\_.

## Part 2 – School, Work, and Daily Life

What school and class are you in?

→ I study at(school) \_\_\_\_\_ in (class) \_\_\_\_\_.

What is your favourite subject? Why?

→ My favourite subject is \_\_\_\_\_ because \_\_\_\_\_.

What does a normal day look like for you?

→ In the morning, I \_\_\_\_\_ the afternoon, I \_\_\_\_\_. In the evening, I \_\_\_\_\_.

## Part 3 – Future Plans and Dreams

What job do you want in the future?

→ I want to work as a \_\_\_\_\_.

Why do you want this job?

→ I want this job because \_\_\_\_\_.

What is your dream for the future?

→ My dream is to \_\_\_\_\_.

## Part 3 – My finished text

Copy from the previous pages and paste into the box below so that you get a coherent text.

**TIP!**

 +  copy

 +  paste

Remember title and needed, tie the text together with words like and, then, so, after and so on.

EXAMPLE


# My presentation

Here is an example of Tomaz's presentation.

- 1) Title on each slide.
- 2) ONLY 1 to 3 words per point

## About me

- UA Tomaz [person icon]
- 36 years old [age icon]
- Live in Bergen [location icon]



1

## My family

- Wife and children [family icon]
- Small apartment [apartment icon]
- City centre [city icon]



2

## Languages

- Ukrainian and English [language icon]
- Learn Norwegian [book icon]
- Like new words [pencil icon]

3

## Family home

- [unclear] and siblings [family icon]
- [unclear] [heart icon]
- [unclear] [location icon]

4

## School life

- Adult Education Centre [school icon]
- Like English [book icon]
- Help children [child icon]

5

## My dreams

- Be electrician [wrench icon]
- Buy a house [house icon]
- Good life [sun icon] NO

6




# Plan your presentation

Create a heading for each slide and use a maximum of 3 words for each point.

Slide 1



Slide 2




Slide 3



Slide 4



Slide 5



Slide 6



# Extra!


## Plan a presentation about an animal of your choice.

Create a heading for each slide and use a maximum of 3 words for each point.

Slide 1



Slide 2




Slide 3



Slide 4



Slide 5



Slide 6

